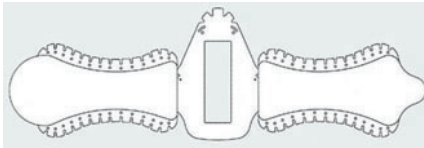


LSO

SHORT LSO

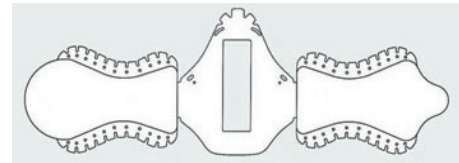


LSO Short / Small
Back Panel Height = 13"
Cut-Out Height = 8"
Circumference = 26" - 39"
REF - 990040

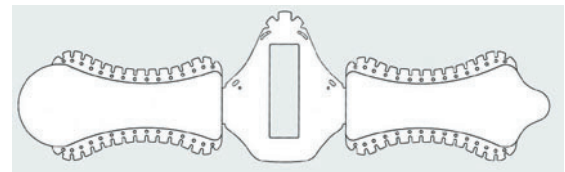


LSO Short / Large
Back Panel Height = 13"
Cut-Out Height = 8"
Circumference = 36" - 49"
REF - 990041

TALL LSO

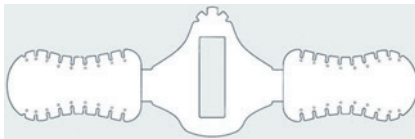


LSO Tall / Small
Back Panel Height = 16"
Cut-Out Height = 10"
Circumference = 32" - 47"
REF - 990060

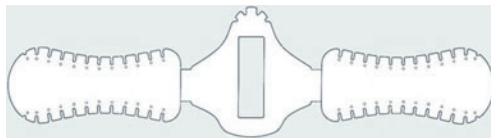


LSO Tall / Large
Back Panel Height = 16"
Cut-Out Height = 10"
Circumference = 44" - 59"
REF - 990061

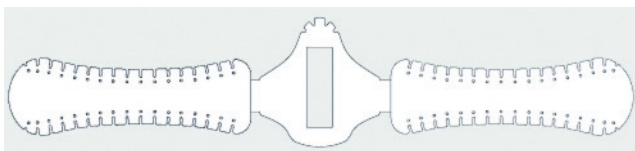
LSO Low Profile



LSO Low Profile / Small
Back Panel Height = 13"
Cut-Out Height = 8"
Circumference = 26" - 39"
REF - 990020



LSO Low Profile / Large
Back Panel Height = 13"
Cut-Out Height = 8"
Circumference = 36" - 49"
REF - 990021



LSO Low Profile / Extra Large
Back Panel Height = 13"
Cut-Out Height = 8"
Circumference = 46" - 62"
REF - 990022

Accessories




TLISO UPGRADE KIT
1 - Chest Panel
2 - Shoulder Straps
2 - Torso Control Straps
1 - Rivet Pack
1 - Clamp Connector
Assembly Pack

TLISO X-SHORT KIT
Chest Panel = 13"
REF - 991053

TLISO SHORT KIT
Chest Panel = 15"
REF - 991051

TLISO TALL KIT
Chest Panel = 17"
REF - 991050

COLD THERAPY



COLD THERAPY SYSTEM
Short = 13"
REF - 990073

COLD THERAPY SYSTEM
Tall = 16"
REF - 990071